

SECTION 3

Winner Presentation

This section contains the following :

- Formation on red carpet beside podium
- Opening with FIS Fanfare (short version)
- Announcement of presentation
- Announcement of ranked athletes
- Announcement of honorary persons
- Raising of national flags
- Photo opportunity
- Announcement of the closing of the presentation



Winner Presentation



1. Formation on red carpet beside podium

Top 3 athletes, honorary persons & hostesses. Make sure to keep track of all 3 athletes after the race to ensure that they are in attendance.



TIP: Set-up podium and winner nation flags directly after the last athletes crosses the finish line.



2. Opening with FIS fanfare (Short version)

Have a full ceremony script available that outlines all the procedures and necessary announcements.

For fanfare music, [click here](#).



TIP: Double check all sound systems and equipment.



3. Announcement of presentation

Including full name of FIS World Championships & completed competition.



TIP: If possible, have the same announcer for all presentations.



4. Announcement of ranked athletes

Announcer should begin commentary as athletes are walking to the podium.

(First name, last name, nation) from 3rd to 1st place with music. Athletes move onto podium as they are announced.



TIP: Presentation is part of the Live TV transmission.

Winner Presentation



5. Announcement of honorary persons
Handover of gifts & flowers to athletes in order from 3rd to 1st place with music.

* No medals are given during the Winner Presentation.



TIP: Make sure that there are enough hostesses to deliver the flowers to the athletes.



6. Raising of national flags
The national anthem of the winner is played. Have a full script available that outlines all the procedures and necessary announcements.



TIP:



7. Announcement of the closing of the presentation

Honorary persons and athletes depart led by hostesses.



TIP: Athlete must be guided through doping control, mixed zone and press conference procedures after presentation.

NEED EXTRA HELP?

Click icon for more information!



Ceremony Video

The Rundown

Technical Requirements

1

An attractively designed podium with sufficient space for 3 athletes or teams per winner's place, (e.g. as needed for team competitions), with steps down from the first place to the third place. A table can be placed near the podium for the awards, flowers etc.

2

Back-wall with branding elements representing the World Championships sponsor. This will be provided by the World Championships sponsor agency/handling team.

3

Depending on the finish area infrastructure four flagpoles must be placed to the side of the podium to hoist the respective flags of the successful athletes. The poles should be positioned in such a way that the athletes can see them during the Winner Presentation.

4

Professional speaker positioned near the podium from where he /she makes the presentation in multilingual announcements.

5

Fenced off area in front of the podium behind which the photographers are positioned during the ceremony.

6

The OC/National Ski Federation should assign honorary guests to handover the awards, gifts & flowers.

- Presenters can be:
- Representatives of the OC, NSA or FIS
 - Representatives of the site, region, nation
 - Personalities such as former World Championships winners

SECTION 4

Medal Ceremony

This section contains the following :

- Announcement of medal award ceremony
- Entry of honorary guests
- Welcome & introduction of the personalities
- Entry of athletes onto stage
- Announcement of the winners
- Presentation of the medals
- Presentation of gifts
- Hoisting of national flags & playing of national anthem
- Closing of the official ceremony

FREESTYLE SKI
SNOWBOARD
EISCHBERG



Medal Ceremony



1. Announcement of Medal Ceremony

Announcement of presentation including full name of FIS World Championships & completed competition.

For fanfare music, [click here](#).



TIP: The programme can be opened or closed by the LOC with entertainment such as fireworks, concert & show acts.



2. Entry of honorary guests

Guided by hostesses (may be carrying the medals) while music plays.



TIP: Have a catered green room backstage for honorary guests and athletes.



3. Welcome & introduction of the personalities

The medals will be presented by the FIS President, who will be accompanied by a FIS Council Member for the handover of the FIS pins.



TIP: Have one or two multilingual speakers positioned near the podium where he/she can make announcements.



4. Entry of athletes on stage

Guided by hostesses in the order of 6th to 1st place, positioning themselves behind the podium. In team events, only the top 3 teams are awarded medals. Honorary guests stand on one side of the podium, hostesses on the other (where the table with the medals is located).



TIP:

Medal Ceremony



5. Announcement of the winners

Ranking is announced "6th – 1st place [first name, last name, nation]. The athlete steps on to the podium, continue with the same announcement for the 5th, 4th, 3rd, 2nd & 1st place athletes.



TIP: Announcement should be made in the language of the LOC, English & the winner (if possible).



7. Presentation of gifts

Honorary guests of the LOC hand over gifts for the 6th to 1st place athletes. Honorary persons can include: members of the LOC, NSA, FIS, nation, region, site or former World Champions winner.



TIP: No presents of sponsors may be given to athletes during the Medal Ceremony.



6. Presentation of the medals

Announcement: *[first name, last name, function] will now present the medals to the successful athletes together with [first name, last name, function].*

The hostess carrying the medals meets the medal presenter in front of the podium & athlete. The honorary guest presents the medal to the 3rd place athlete, congratulating the athlete with a handshake.


The accompanying presenter presents the FIS pin (Alpine/ Nordic WSC only).

The same procedure follows for the 2nd & 1st place athletes. The presenters then congratulate the 4th to 6th place athletes with a handshake.



TIP: Medals will be awarded by the FIS president, or a FIS representative assigned by the president if not present.

Handover of Medals must be placed on presentation trays.



Medal Cushion




Pin Box

Medal Ceremony



8. Hoisting of national flags & playing of national anthem


Announcement: "In honour of the successful athletes, the national flags are hoisted & in honour of the winner, the national anthem is played." During the playing of the national anthem, the national flags are hoisted.

 **TIP:** In case of a tie all (4) national flags of the athletes on the podium (1st to 3rd) shall be hoisted.



9. Closing of the official ceremony

Announcement of the closing of the ceremony. Departure of all persons announced by the speaker (honorary guests, hostesses, 4th, 5th 6th placed athletes).

 **TIP:** Ensure that 1st, 2nd, 3rd placed athletes remain on the podium.



10. Photo opportunity

Photo/TV & film action for press, film, radio & TV with 1st, 2nd & 3rd placed athletes on the podium. Directed by the photo coordinator of the LOC.

 **TIP:** After photos, make sure that ALL athletes go through the mixed zone.

NEED EXTRA HELP?

Click icon for more information!



Ceremony Video